



## Logging into the Australian Unique Device Identification Database

For sponsors and manufacturers of medical devices

### AusUDID

The AusUDID stores your **UDI-DIs and related data** for the medical devices in vitro diagnostic devices you supply in Australia. Your UDI records in the AusUDID link to your related inclusion(s) in the Australian Register of Therapeutic Goods (ARTG).

Your TGA Business Services (TBS) account allows you to access 2 AusUDID environments:

- ❖ **AusUDID Production**, the live version of the database
- ❖ **AusUDID Pre-Production**, a training version of the database you can use to test your submission of UDI records.

### AusUDID prerequisites

To access the AusUDID for data submission purposes, you must have a **TBS user account**. If you do not have a user account, contact your organisation's **Administrator**. If your organisation does not have any users or an Administrator, contact the **TBS Helpdesk** at [ebs@health.gov.au](mailto:ebs@health.gov.au).

To learn more about the AusUDID, visit the [UDI Hub](#).

### Accessing AusUDID Production

To access AusUDID **Production**, please visit [www.ebs.tga.gov.au](http://www.ebs.tga.gov.au).

Select '**Login to AusUDID**' on the TBS homepage highlighted in *Figure 1*.

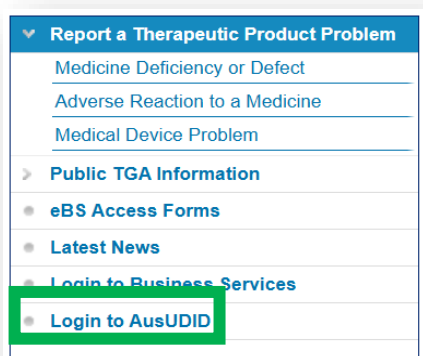


Figure 1: TBS homepage

Select '**Login with TGA**' highlighted in *Figure 2*.

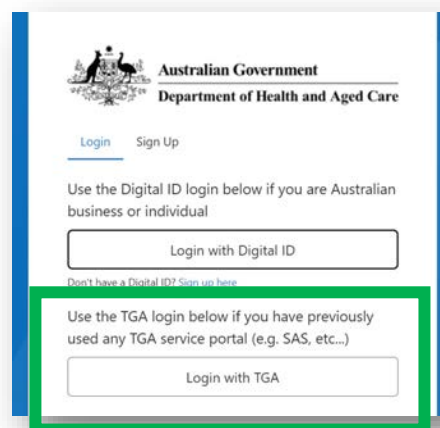



Figure 2: Login to AusUDID Production

Enter your **TBS account** details to login.



You must always use this method to login even if you have Digital ID. The TGA will advise when the other methods are enabled.

### UDI Support

Contact our UDI Support Team at [UDI@health.gov.au](mailto:UDI@health.gov.au) or visit the [UDI Hub](#) on the TGA website.

## Accessing AusUDID Pre-Production

To access AusUDID Pre-Production, please visit <https://ausudid-pp.azurefd.net/login>.

Select '**Login with TGA**' highlighted in *Figure 3*.

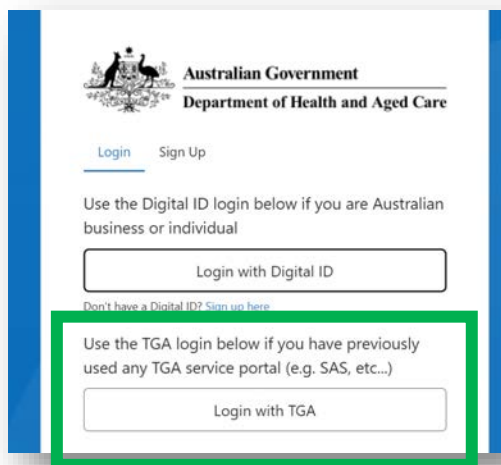


Figure 3: Login to AusUDID Pre-Production

Enter your **TBS account** details to login.

## Using the AusUDID

After logging-in you will see the **Home | UDI Management Centre** (*Figure 4*).

From here, you will be able to see published and draft UDI records created by you or others in your organisation.

You can manage any draft or published UDI records created for your organisation, including publishing drafts, adding supporting documents such as Patient Information Leaflets and linking to your ARTG inclusion(s).

### Testing your UDI data and data submission

If this is the first time someone from your organisation has accessed the AusUDID, your **My UDI records** page will empty.

You can add live UDI records in the Production environment. If you would like to test your UDI before it is 'live', you can add UDI records in the Pre-Production environment.

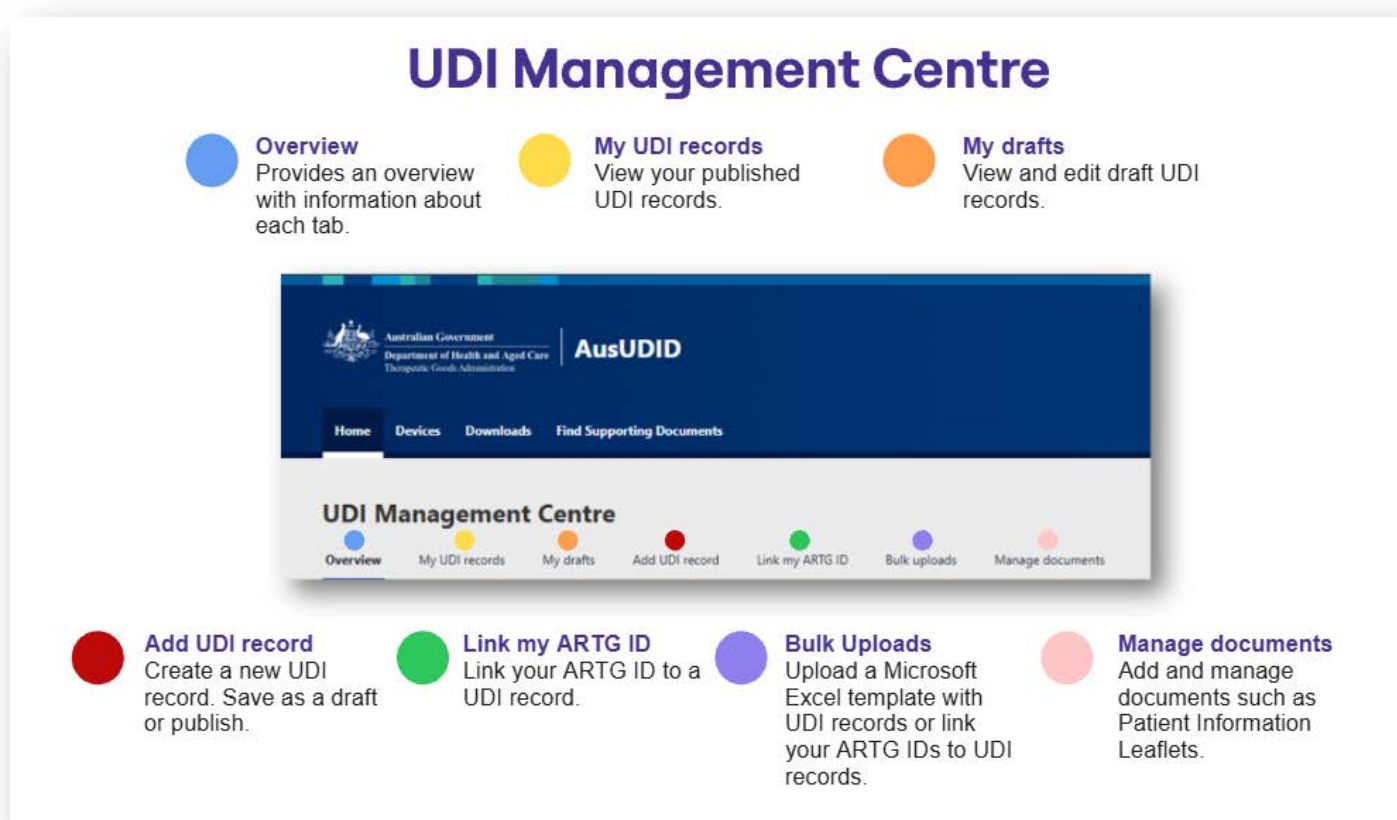


Figure 4: UDI Management Centre