

SARS-Cov-2 & Influenza A/B Combo Rapid Test Cassette (swab)

An Antigen rapid test for the detection of SARS-Cov-2 and influenza A/B virus in nasal swab. For self-testing use.

Read the instructions carefully before taking the test.

REF: K751416D

English

Australia Sponsor: Sonictec Pty Ltd

Customer Support Number: 02 8328 1008

Address: 17 Chisholm St, Wolli Creek NSW 2205

Hours: 9am-7pm AEST / 9am-8pm AEDT, 7 days per week

Email: info@sonictec.com.au Website: www.sonictec.com.au/sonictec3in1




Scan the QR code for information on how to use the SARS-Cov-2 & Influenza A/B Combo Rapid Test Cassette (swab).

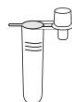
MATERIALS PROVIDED



Test device



Package insert



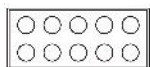
Extraction Tube with buffer



Sterilized Swab (The information about the swab can be found on its packaging.)



Biohazard Specimen Bag



Tube stand (The 25 tests/kit package contains the tube stand, the 1 test/kit, 2 tests/kit and 5 tests/kit package use the test box itself as tube stand.)

Materials required but not provided

Timer

TEST PROCEDURE

<p>Step 1 Wash or clean your hands and make sure they are dry before starting the test.</p>	<p>Step 2 Read the instruction for use carefully.</p>	<p>Step 3 Take out one extraction tube, pull off the sealed aluminum foil on the extraction tube. Place extraction tube into tube stand or box tube stand.</p>	<p>Step 4 Unpack the swab. Caution: Do not touch swab tip when handling the swab.</p>
<p>Step 5 Tilt your head back slightly. Insert the swab about 2 cm - at least with the entire soft swab tip - into the left nostril. Gently rotate the swab at least five times against the nasal wall.</p>	<p>Step 6 Insert the same swab about 2 cm - at least with the entire soft swab tip - into the right nostril. Again, gently rotate the swab at least five times against the nasal wall. Remove the swab from the second nostril. Caution: If the swab stick breaks during specimen collection, please use a new swab.</p>	<p>Step 7 Dip the soft swab tip into the liquid. Rotate the swab for at least 15 seconds while pressing the head against the inside of the tube to dissolve the specimen in the liquid.</p>	<p>Step 8 Remove the swab from the extraction tube by squeezing the sides of the tube together and pulling the swab out to ensure most of the buffer remains in the tube. Discard swab in biohazard specimen bag.</p>
<p>Step 9 Screw on and tighten the nozzle onto the extraction tube.</p>	<p>Step 10 Shake the extraction tube vigorously to mix the specimen and the sample extraction buffer.</p>	<p>Step 11 Open the foil pouch and take out the test cassette. Place the checked test cassette on a flat, clean surface. CAUTION: Perform the test within 60 minutes after the foil pouch is opened.</p>	<p>Step 12 Add 3 drops of the solution from the specimen collection tube to each sample well of the test cassette.</p>
<p>Step 13 Set timer for 15 minutes. CAUTION: Do not read the result beforehand, even if a line has already appeared at control region C. The test results will be invalid if read after 20 minutes.</p>	<p>Step 14 Please dispose of the test materials in a biohazard specimen bag with the household refuse. If there are local regulations, please follow them.</p>	<p>Step 15 Wash hands thoroughly after test completion.</p>	

INTERPRETATION OF RESULTS

Positive	Negative	Invalid
<p>Positive</p> <p>SARS-Cov-2: Two red lines appear. One red line appears in the control region(C), and one red line in the test region(T).</p> <p>Influenza A and Influenza B: Three distinct colored lines appear. One colored line should be in the control region (C) and 2 colored lines should be in the Influenza A region (A) and Influenza B region (B).</p> <p>Influenza B: Two distinct colored lines appear. One colored line should be in the control region (C) and another colored line should be in the Influenza B region (B).</p> <p>Influenza A: Two distinct colored lines appear. One colored line should be in the control region (C) and another colored line should be in the Influenza A region (A).</p> <p>SARS-Cov-2, Influenza A and Influenza B: Five distinct colored lines appear. One red line appears in the SARS-Cov-2 control region(C), and one red line in the test region(T). One colored line should be in the Influenza control region (C) and 2 colored lines should be in the Influenza A region (A) and Influenza B region (B).</p> <p>The shade may vary, but if even a faint line appears, it should be considered positive. If you have a SARS-CoV-2 POSITIVE result, follow the guidance from your local State or Territory Health Department for guidance on confirmation testing if necessary, and if unwell seek medical assistance. If you have a Influenza POSITIVE result, individuals with a positive result or who are unwell are advised to consult a medical practitioner</p>	<p>Negative</p> <p>Only one red line appears in the control region(C), and no line in the test region (T/A/B). The negative result indicates that there are no Novel coronavirus particles and influenza A/B in the sample, or the number of viral particles is below the detectable range. However, a negative result does not rule out COVID-19 and influenza A/B. If you have symptoms like fever, cough and/or shortness of breath. Please retest in 1-3 days. You must continue following the applicable hygiene and distancing rules even with a negative result. If symptoms persist or if unwell please consult a medical practitioner for follow-up clinical care" .</p>	<p>Invalid</p> <p>No red line appears in the control region(C). The test is invalid even if there is a line on test region (T/A/B). Insufficient sample volume or incorrect procedural techniques are the most likely reasons for control line failure. Review the test procedure and repeat the test using a new test device. If the problem persists, discontinue using the test kit immediately and contact your local distributor.</p>

INTENDED USE

This kit is intended for the qualitative detection of SARS-CoV-2 nucleoprotein antigen and influenza A/B nucleoprotein antigen using the rapid immunochromatographic method in human anterior nasal swab specimens from individuals within 7 days of onset of symptoms as an aid for diagnosis of COVID-19 and within 4 days of onset of symptoms as an aid for diagnosis of Influenza A/B. This kit is intended for layperson's home use in a non-laboratory environment (e.g. in a person's residence or certain non-traditional places such as offices, sporting events, airports, schools, etc.).

PRINCIPLE

The Novel Coronavirus (SARS-CoV-2) Antigen Rapid Test is an immunochromatographic membrane assay that uses highly sensitive monoclonal antibodies to Novel coronavirus. The test device is composed of the following three parts, namely sample pad, reagent pad and reaction membrane. The whole strip is fixed inside a plastic device. The reagent membrane contains the colloidal gold conjugated with the monoclonal antibodies against Novel coronavirus; the reaction membrane contains the secondary antibodies for Novel coronavirus, and the polyclonal antibodies against the mouse globulin, which are pre-immobilized on the membrane. When the sample is added into the sample window, conjugates dried in the reagent pad are dissolved and migrate along with the sample. If Novel coronavirus is present in the sample, a complex formed between the anti-Novel coronavirus conjugate and the virus will be caught by the specific anti-Novel coronavirus monoclonal coated on the T region. Whether the sample contains the virus or not, the solution continues to migrate to encounter another reagent (an anti-mouse IgG antibody) that binds the remaining conjugates, thereby producing a red line on the region C.

The Influenza A/B Rapid Test is a qualitative, lateral flow immunoassay for the detection of Influenza A and Influenza B nucleoproteins in nasal swab. In this test, antibody specific to the Influenza A and Influenza B nucleoproteins is separately coated on the test line regions of the test device. During testing, the extracted specimen reacts with the antibody to Influenza A and/or Influenza B that are coated onto particles. The mixture migrates up the membrane to react with the antibody to Influenza A and/or Influenza B on the membrane and generate 1 or 2 colored lines in the test regions. The presence of this colored line in either or both test regions indicate a positive result. To serve as a procedural control, a colored line will always appear in the control region if the test has performed properly.

PRECAUTIONS

- For in vitro diagnostic use only.
- Ensure foil pouch containing test device is not damaged before opening for use.
- Perform the test at room temperature 15 to 30°C.
- Do not substitute the swab and sample extraction buffer provided in this kit with components from other kits.
- Place the soft tip of the swab into the nostril.
- Strictly follow the operating instructions.
- The samples should be tested immediately after collection.
- Children aged 2 to 15 years old should have their samples collected and tested by an adult. Do not use the test for anyone under 2 years of age.
- The test can only be used once.

STORAGE AND STABILITY

- The test can be stored at 2°C-30°C and all reagents are stable until the expiration dates marked on their outer packaging.
- Do not use after expiry.

LIMITATIONS

- False positive results may occur, particularly in individuals without SARS-CoV-2 symptoms and/or individuals who live in areas with low numbers of SARS-CoV-2 infections and without known exposure to COVID-19.
- The test is less reliable in the later phase of infection and in asymptomatic individuals.
- Repeat testing within 1 - 3 days is recommended in occupational risk, high risk settings or if there is an ongoing suspicion of infection.
- Negative results may not mean that a person is not infectious and if symptoms are present the person must seek professional medical advice.
- A negative result does not rule out infection with another type of respiratory virus.
- If you have a SARS-CoV-2 POSITIVE result, follow the guidance from your local State or Territory Health Department for guidance on confirmation testing if necessary, and if unwell seek medical assistance.
- If you have an Influenza POSITIVE result or who are unwell are advised to consult a medical practitioner for follow-up clinical care.
- In the early stages of infection or before symptoms appear, low antigen expression may lead to negative results.
- The test results are related to the quality of the specimen collection, processing, transportation and storage. Any faults can lead to imprecise results. If the cross-contamination is not controlled during specimen processing, false-positive results may occur.
- A positive result cannot necessarily determine if a person is infectious.

SAFETY INFORMATION

- Please dispose of the test materials in a closed plastic bag with the household refuse.
- Wearing a mask can help protect you and those around you if you are in an area with community transmission and physical distancing is not possible.
- Follow the directions of your local state or territory government health department to protect yourself.
- Test kit buffer should only be used as directed; do not ingest.
- Do not dip the swab into provided solution or other liquid before inserting the swab into the nose.
- The buffer should avoid contact with skin and eyes.
- The buffer should keep out of the reach of children and pets before taking samples and after use.
- If the extraction buffer comes in contact with the skin or eyes, flush with plenty of water. If irritation persists, seek medical advice from a doctor or your local medical centre.

PERFORMANCE CHARACTERISTICS

Clinical Evaluation

Using SARS-CoV-2 & Influenza A/B Combo Rapid Test Cassette (swab) by professional was compared to the RT-PCR kit. The sensitivity is 95.28% (101/106 known confirmed positive) for SARS-CoV-2 and 96% (72/75 known confirmed positive) for influenza A and 93.33% (28/30 known confirmed positive) for influenza B, the specificity is > 99.9% (463/463 known confirmed negatives) for SARS-CoV-2 and 99.8% (493/494 known confirmed negatives) for influenza A and >99.9% (539/539 known confirmed negatives) for influenza B.

Usability Study

Using SARS-CoV-2 & Influenza A/B Combo Rapid Test Cassette (swab) by layperson was compared to the RT-PCR kit. The sensitivity is 94.44% (34/36 known confirmed positive) for SARS-CoV-2 and 93.33% (28/30 known confirmed positive) for influenza A/B, the specificity is >99.9% (74/74 known confirmed negative) for SARS-CoV-2 and >99.9% (80/80 known confirmed negative) for influenza A/B.

Variants Information

The following SARS-CoV-2 variants can be detected with SARS-CoV-2 & Influenza A/B Combo Rapid Test Cassette (swab): Alpha, Beta, Gamma, Delta and Omicron. The following Influenza strains can be detected with SARS-CoV-2 & Influenza A/B Combo Rapid Test Cassette (swab): A/Darwin/6/2021, A/Darwin/9/2021, A/Victoria/2570/2019, Hong Kong/2671/2019, A/Guangdong-Maonan/SWL1536/2019, A/Brisbane/02/2018, A/Michigan/45/2015, A/Victoria/361/2011, A/Texas/50/2012, A/California/7/2009, A/South Australia/34/2019, A/Switzerland/8060/2017, A/Singapore/INF16M/16-0019/2016, A/Sydney/5/2021, B/Phuket/3073/2013, B/Austria/1359417/2021, B/Washington/02/2019, B/Colorado/06/2017, B/Massachusetts/2/2012.

Limit of Detection (LOD)

The Limit of Detection (LoD) of the SARS-CoV-2 & Influenza A/B Combo Rapid Test Cassette (swab) is 625 TCID₅₀/mL for SARS-CoV-2, 1.0 × 10² TCID₅₀/mL for Influenza A (H1N1), 2.0 × 10² TCID₅₀/mL for Influenza A (H3N2) and 1.0 × 10³ TCID₅₀/mL for Influenza B.

Cross Reaction

The Cross reactive study results show that the pathogens below do not affect the test results of SARS-CoV-2 & Influenza A/B Combo Rapid Test Cassette (swab).

MERS-coronavirus; Adenovirus Type 1, Type 3, Type 5, Type 7, Type 8, Type 11, Type 18, Type 23, Type 55; Respiratory syncytial virus; Legionella pneumophila Bloomington-2, Los Angeles-1, 82A3105; Rhinovirus A16; candida albicans CICC 1965; pseudomonas aeruginosa ATCC9027; Enterovirus EV68, EV71; chlamydia pneumoniae VR2282; Mycobacterium tuberculosis K, Erdman, HN878, CDC1551, H37Rv; Streptococcus pneumoniae 4752-98 [Maryland (D1)6B-17], 178 [Poland 23F-16], 262 [CIP 104340], Slovakia 14-10 [29055]; Streptococcus pyogenes; Mycoplasma pneumoniae Mutant 22, FH strain of Eaton Agent [NCTC10119], 36M129-B7; Coronavirus 229E, OC43, NL63, HKU1; Human etapneumovirus(hMPV) 3 Type B1; Human Metapneumovirus (hMPV) 16 Type A1; Parainfluenza virus Type 1, Type 2, Type 3, Type 4A; staphylococcus epidermidis; staphylococcus salivarius; haemophilus influenzae; bordetella pertussis.

The Cross-reactive study results show that the SARS-coronavirus affect the test results for SARS-CoV-2 and not affect the test results for Influenza A/B. The SARS-CoV-2 is not affecting the test results for Influenza A/B. The influenza A is not affecting the test results for SARS-CoV-2 and Influenza B. The influenza B is not affecting the test results for SARS-CoV-2 and Influenza A.

The kit can detect SARS-CoV-2, Influenza A and Influenza B in presence of co-infection.

Interfering Substances

When tested using the SARS-CoV-2 & Influenza A/B Combo Rapid Test Cassette (swab), there was no interference between the device reagents and the Potential interference substances listed in below that would create false positive or negative results.:

Mucin; Whole Blood; Biotin; Neo-Synephrine (Phenylephrine); Afrin Nasal Spray (Oxymetazoline); Saline Nasal Spray; Homeopathic; Sodium Cromoglycate; Olopatadine Hydrochloride; Zanamivir; Oseltamivir; Artemether-lumefantrine; Doxycycline hydrochloride; Quinine; Lamivudine; Ribavirin; Daclatasvir; Acetaminophen; Staphylococcus aureus; Acetylsalicylic acid; Ibuprofen; Mupirocin; Tobramycin; Erythromycin; Ciprofloxacin; Ceftriaxone; Meropenem; Tobramycin; Histamine Hydrochloride; Peramivir; Flunisolide; Budesonide; Fluticasone; Lopinavir; Ritonavir; Abidor; Pooled human nasal wash; HAMA.

STATE AND TERRITORY CONTACT NUMBERS

Medical Device Incident Report

You can contact the Therapeutic Goods Administration (TGA) to report performance or usability issues via the online Users Medical Device Incident Report, emailing iris@tga.gov.au or calling 1800 809 361.

Local state and territory health departments

Contact details and websites of the local state and territory health departments

•Australian Capital Territory Coronavirus Helpline

Business hours: 02 5124 9213

Coronavirus helpline (8am to 8pm daily): 02 6207 7244

Website: <https://health.act.gov.au/>

•New South Wales Department of Health

General enquiries: 1300 066 055

Coronavirus hotline (Service NSW, 24/7): 137 788

Website: <https://www.health.nsw.gov.au/>

•Northern Territory Department of Health

General enquiries: 08 8922 8044

Coronavirus hotline (National helpline): 1800 020 080

Website: <https://health.nt.gov.au/>

•Queensland Department of Health

General enquiries: 13HEALTH or 13 432 584

Coronavirus hotline: 134COVID or 134 268

Website: <https://www.health.qld.gov.au/>

•South Australian Department of Health

General enquiries: 1300 232 272

Coronavirus hotline (9am to 5pm daily): 1800 253 787

Website: <https://www.sahealth.sa.gov.au/>

•Tasmanian Department of Health

General enquiries: 1300 135 513

Public Health Hotline (coronavirus): 1800 671 738

Website: <https://www.health.tas.gov.au/>

•Victorian Department of Health

Department of Health and Human Services: 1300 650 172

Victorian coronavirus hotline (24/7): 1800 675 398

Website: <https://www.dhhs.vic.gov.au/>













•Western Australian Department of Health

General enquiries: 08 9222 4222

Coronavirus hotline: 13COVID (8am to 6pm, Mon - Fri) or 1800 595 206

Website: <https://www.health.wa.gov.au/>

SYMBOL

Symbol	Meaning	Symbol	Meaning
	In vitro diagnostic medical device		Storage temperature limit
	Manufacturer		Authorized representative in the European Community /European Union
	Date of Manufacture		Use-by date
	Do not re-use		Consult instructions for use or consult electronic instructions for use
	Batch code		Do not use if package is damaged and consult instructions for use
	Catalogue number		Contains sufficient for <n> tests



Hangzhou Realy Tech Co., Ltd.
#2 Building, No. 763, Yuansha Village, Xinjie Street, Xiaoshan District, 311200 Hangzhou City, Zhejiang Province, PEOPLE'S REPUBLIC OF CHINA
Website: www.realytech.com



Lotus NL B.V.
Koningin Julianaplein 10, 1e Verd, 2595AA, The Hague, Netherlands
E-mail: peter@lotusnl.com



Number:1100093101
Version: 1.0
Effective Date: 2023-01-20

Australia Sponsor Contact:

Sonictec Pty Ltd

Customer Support Number: 02 8328 1008

Address: 17 Chisholm St, Wollli Creek NSW 2205

Hours: 9am-7pm AEST / 9am-8pm AEDT, 7 days per week

Email: info@sonictec.com.au

Website: www.sonictec.com.au